

# GRADY-WHITE BOATS



The well-made boats - 1978





# In the beginning there was wood.

For almost twenty years Grady-White has been building well-made boats in Greenville, North Carolina.

The first designs were handcrafted wooden lapstrake boats. The sturdy, wide beam, flared bow design was immediately accepted by demanding New England Coastal boaters.

This was the origin of the Grady-White reputation for off-shore performance and quality construction.



From wood to fiberglass: the 1959 Pamlico and the new Nassau.

## Then came fiberglass.

In 1968, we changed what we made the boats with, but not the quality and craftsmanship.

To meet consumer demand, for a better raw material for boat construction, we changed our entire manufacturing operation from wood to fiberglass.

The proven performance of the wooden boats, their beaminess, flared bow, and lapstrake hulls was restated in fiberglass. The new Grady-Whites proved to be as strong and seaworthy as their wooden counterparts, but with one tremendous advantage; the easy maintenance of long lasting fiberglass.

## A few well-made boats weren't enough.

As we grew, and added new models, the size of our manufacturing facility just didn't allow us to meet our sales demands.

But instead of taking construction short cuts or building a boat too fast, we began planning for expanded manufacturing facilities.



Our 150,000 square foot manufacturing plant.

We took the time to do it right and it wasn't until 1972 that we began building one of the largest and most modern boat plants in the country.

On January 1, 1973, we opened our new production facilities. We were able to produce more well-made boats, and at the same time, actually improve their quality.

## Proven performance through use.

Today, Grady-White continues to build upon its reputation as a builder of quality handcrafted boats. The fact that many of our early models are still in operation around the country, especially in rough water areas such as New England, the Chesapeake Bay, the Outer Banks of North Carolina and the Gulf Coast, is proof of their performance and seaworthiness.



Three Grady-White blue water sportfishermen off the Outer Banks of North Carolina.



### **Safety. A big reason they're still in demand.**

By law, all boats under twenty feet in length must be unsinkable. All Grady-White boats under twenty feet in length have level flotation.



Water-filled 17 footer illustrates Grady-White's level foam flotation.

Every Grady-White boat meets or exceeds all applicable federal standards and Boating Industry Association certification requirements covering maximum horsepower rating, load capacity, lighting, steering mechanisms, engine compartment and bilge ventilation systems, fuel tanks and systems, flotation and other components.



Grady-White boats are easy to trailer, load and unload.



### **Years of boating enjoyment.**

Grady-White, you will find a boat of unmatched construction quality, engineered to give you years of safe, dependable boating. Our interior space is designed for maximum use, with additional seating and storage for uncrowded boating.

Our hulls provide the helmsman safe, responsive handling even in rough water.

We are proud of the boats we build. You will have the same pride as an owner of the well-made boat. Grady-White.



There is a Grady-White model for every use.



# How a well-made boat is made.




1. The finish of the hulls and decks of any boat can be no better than the quality of the molds. At Grady-White, each mold is hand waxed to a high gloss before entering the spray booths.



2. In the spray booths the very best NPG® gel coat is applied under dust free conditions. This insures a glossier, smoother finish.



3. The mold is then covered with layers of fiberglass mat and woven roving, saturated with resin and rolled smooth by hand. The overlapped fiberglass layers in stress areas and the correct mixture of fiberglass to resin provides consistently strong decks and hulls.



4. The stringers are completely glassed in while the hull cures in the molds. This insures the hull will always its original shape.





5. The finest, high density polyurethane foam, that is impervious to gas and oil, is carefully sprayed into the hull and deck cavities for flotation. This foam adheres to the hull and deck surfaces adding extra structural strength and sound absorption.



6. Because of the high degree of handcrafted work in the laminating area, our workers take their jobs seriously. Before the hulls and decks pass through the firewall into the assembly area, the same serious attention is given to a final lamination area quality control inspection. This inspection includes an examination of parts for blemishes, structural strength and craftsmanship.



7. The assembly area is where all the parts, hundreds of them, are brought together to become individual boats. Work goes on steadily, but without the frantic pace associated with automobile factories or other high volume plants. Quality control checks each part, each installation.



8. Not all boats we make are shipped right away. We work year round, not just during the boat buying season. Outside our building is a warehouse for over 250 boats stacked four high, each in its own berth. A Grady-White boat is never exposed to the elements during manufacture, storage or before being shipped to our dealers.





## 254 Kingfish

Designed by Bruce C



### 254 Kingfish

Centerline length	25'4"
Beam amidships	9'6"
Transom height	52"
Transom width	8'11"
Gunwale length	27'1"
Hull draft	19"
Weight (Single V-8)	5100 lbs

*Weight and dimensions are approximate and may vary.*

### Factory Options

Folding top and side curtains with boot  
Drop curtain  
Motor Box Cushion (single and dual)  
Windshield Wiper(s)  
Marine head  
Rod holders (4) flush mounted marinium  
Outrigger kit 15 feet  
Swim platform  
Chair cover for pedestal chair  
Chair gimbal(s)  
Chain pipe deck fitting  
Dockside power  
Shipping Cradle  
Single engine options to 330 h.p.  
Twin options available  
Hydraulic trim tabs

### Standard Features

Full fiberglass liner  
Ventilating windshield with tempered glass  
Sliding side cabin windows with screens  
Two fixed front cabin windows  
Fabric covered foam bunk cushions  
Five large under bunk storage compartments  
Cabin liner side shelves  
Bow compartment rope locker  
Forward cabin hatch with cushion seat  
Stainless steel sink  
Alcohol stove  
Built-in icebox  
Fold-up table  
Cabin lamp  
Four full size berths  
Cabin step storage box

25 gallon water tank  
Teak lockable cabin door with sliding access hatch  
Bow lifting ring  
Bow rail  
Heavy-duty aluminum gunwale molding  
Marinium deck hardware  
Recessed non-skid walkway around entire cabin  
Stainless steel steering wheel  
Full instrument panel  
Pedestal chairs, swivel and sliding  
Horn  
Large insulated storage or fish well with overboard drain  
Helm and companion seat drink holders  
Lockable side storage compartments adjacent to helm and companion seats





## Standard Features (Cont'd)

Self-bailing cockpit with non-skid fiberglass floor  
Cockpit lights  
125 gallon foamed-in aluminum gas tank  
Rod racks  
Side storage shelves  
Two removable aft storage wells  
Center insulated aft storage well with overboard drain  
Insulated engine box with built-in drink holders  
Bilge pumps  
Approved lighting and ventilation

1. Large insulated storage or fish well with overboard drain
2. Forward cabin hatch with cushions
3. Vista Top
4. Cabin interior, aft
5. Instrument panel
6. Cabin interior, forward
7. Chain pipe deck fitting
8. Quarter berths
9. Motor box cushion





## 212 Chesapeake



### 212 Chesapeake

Centerline length	21'
Beam amidships	7'
Transom height	3'
Transom width	22'
Gunwale length	22'
Hull draft	1'
Weight (w. 140 h.p.)	2850
<i>Weight and dimensions are approximate and may vary.</i>	

### Factory Options






Top and side curtains with boot  
Aft curtain  
Mooring cover  
Chair covers  
Jump seats  
Windshield wiper  
Marine head  
Stern swim ladder with fold-down extension  
Aft deck fresh water sink  
Back-to-back sleeper seat, companion side  
Bow lifting ring  
Four flush mounted rod holders  
Chair gimbals  
Cockpit lights  
Automatic bilge pump  
15 foot outrigger kit  
Engine options to 240 h.p.

### Standard Features

Full fiberglass liner  
Ventilating windshield with tempered glass  
Non-skid fiberglass cockpit floor  
Stainless steel steering wheel  
Instrument panel with tachometer, oil and temperature gauges, ampmeter, and electric gas gauge  
Pedestal chairs, swivel and sliding  
Fiberglass fish well in cockpit floor  
2 insulated fish box or storage compartments under helmsman and companion seats with overboard drains  
2 insulated icebox or storage compartments adjacent to helmsman and companion seats with overboard drains

Vinyl covered foam bunk cushions  
Cabin liner shelves  
Bow compartment rope locker  
Three large under bunk storage compartments  
Helmsman side drink holder  
Side storage shelves  
Rod racks  
Bow and side rails  
Custom marinium deck hardware  
Aluminum gunwale molding with heavy-duty vinyl insert  
Non-skid deck  
Removable aft bait wells  
Bilge pump and blower





## Standard Features (Cont'd)

Insulated engine box with built-in drink holders  
Horn  
Sliding forward deck hatch  
Teak lockable cabin door  
Opening bulkhead with built-in drink holders  
Cabin lamp  
65 gallon foamed-in aluminum gas tank  
Footrest storage box  
Deluxe nylon cabin headliner  
140 h.p. stern drive engine  
Foam flotation  
Approved lighting and ventilation

1. Vista top.
2. Insulated fish box or storage compartments under helmsman and companion seats with overboard drains.
3. Fresh water sink in aft deck with overboard drain.
4. Rod racks.
5. Cabin with vinyl covered foam bunk cushions, cabin liner shelves, lamp, deluxe nylon headliner, and teak lockable door.
6. Full fiberglass liner, with non-skid cockpit floor.
7. Removable fish well in cockpit floor.
8. Insulated ice box or storage compartments adjacent to helmsman and companion seats with overboard drains.





## 212-C Nassau



### 212-C Nassau

Centerline length  
Beam amidships  
Transom height  
Transom width  
Gunwale length  
Hull draft  
Weight (w/ 140 h.p.)  
Weight and dimensions are approximate and may vary.

### Factory Options

Top and side curtains with boot  
Aft curtain  
Mooring cover  
Windshield wiper  
Marine head  
Aft deck fresh water sink  
Bow lifting ring  
Four flush mounted rod holders  
Cockpit lights  
Automatic bilge pump  
15 foot outrigger kit  
Engine options to 240 h.p.

### Standard Features

Ventilating windshield with tempered glass  
Cabin top handrails  
Sliding cabin windows  
Deluxe vinyl interior  
Easy-care all-weather carpeting in cockpit  
Stainless steel steering wheel  
Instrument panel with tachometer, oil and temperature gauges, ampmeter, and electric gas gauge  
Cockpit cabinet with helmsman chair, icebox, work top, storage drawer and cabinet  
Drink holder at helm station  
Companion back-to-back sleeper seat  
Cockpit floor storage compartment  
Fabric covered foam bunk cushions  
Three large under bunk storage compartments  
Cabin liner shelf facers  
Fresh water sink and storage cabinet  
Removable aft bait wells  
Side storage shelves  
Fully padded deck coaming

Custom marinium deck hardware  
Bow and stern rail  
Stern swim ladder with fold-down extension  
Aluminum gunwale molding with heavy-duty vinyl insert  
Non-skid deck and walkway  
Bilge pump and blower  
Insulated fiberglass vinyl covered engine box  
Aft sun lounge deck with removable cushions  
Two aft cockpit drink holders  
Horn  
Forward hatch  
Teak lockable cabin door  
Opening bulkhead with built-in drink holder  
Cabin lamp  
48 gallon foamed-in aluminum gas tank  
Fiberglass cabin inner liner  
Footrest storage box  
Deluxe nylon cabin headliner  
140 h.p. stern drive engine  
Basic foam flotation  
BIA approved lighting and ventilation





## 192 Angler

### 192 Angler

Centerline length	19'1"
Beam amidships	96"
Transom height	43"
Transom width	85"
Gunwale length	20'9"
Hull draft	14"
Weight (w/120 h.p.)	2360 lbs.
<i>Weight and dimensions are approximate and may vary.</i>	



### Factory Options

Top and side curtains with boot  
Aft curtain  
Mooring cover  
Jump seats  
Windshield wiper  
Horn  
Stern swim ladder with fold-down extension  
Bow lifting ring  
Cockpit lights  
Four flush mounted rod holders  
Metal chairs, swivel and sliding  
Gimbals  
Automatic bilge pump  
Outboard kit  
Engine options to 240 h.p.

### Standard Features


Bow rail  
Non-skid deck area  
Aluminum gunwale molding with heavy-duty vinyl insert  
Step-thru windshield with tempered glass  
Stainless steel steering wheel  
Custom marinium deck hardware  
Forward floor storage compartment  
Instrument panel with tachometer, oil and temperature gauges, ampmeter and electric gas gauge  
Glove box with lock  
Teak drink holders for both forward facing seats  
Back-to-back sleeper seats  
Side storage shelves  
Vinyl interior  
Gunwale step pads

Non-skid vinyl floor covering  
40 gallon foamed-in aluminum gas tank  
Insulated engine box with built-in drink holders  
120 h.p. stern drive engine  
Bilge pump and blower  
Removable aft bait wells  
Removable stern light  
Level foam flotation  
BIA approved lighting and ventilation





## 205 Gulfstream



### 205 Gulfstream

Centerline length	20'4"
Beam amidships	96"
Transom height	43"
Transom width	94"
Gunwale length	21'10"
Hull draft	14"
Weight (w/140 h.p.)	3000 lbs.
<i>Weight and dimensions are approximate and may vary.</i>	

### Factory Options

Folding top and side curtains with boot  
Drop curtain  
Mooring cover  
Chair covers  
Jump seats  
Windshield wiper  
Horn  
Marine head  
Chair gimbals  
Fold-out rod racks  
Bow lifting ring  
Aft deck fresh water sink  
Stern swim ladder with fold-down extension  
Four flush mounted rod holders  
Cockpit lights  
Automatic bilge pump  
15 foot outrigger kit  
Engine options to 240 h.p.

### Standard Features

Ventilating windshield with tempered glass  
Sliding side cabin windows  
Non-skid fiberglass cockpit floor  
Stainless steel steering wheel  
Instrument panel with tachometer, oil and temperature gauges, ampmeter, and electric gas gauge  
Pedestal chairs, swivel and sliding  
Drink holder at Helm station  
Self-bailing cockpit with two drains  
Vinyl covered foam bunk cushions  
Three large under bunk storage compartments  
Fiberglass cabin liner  
Cockpit floor storage compartment  
Cabin lamp  
Teak lockable cabin door  
Opening bulkhead with built-in drink holders  
Deluxe nylon cabin headliner

Recessed non-skid walkway around entire cabin  
Bow rail  
Bow anchor locker with cushion seat  
Custom marinium deck hardware  
Heavy-duty vinyl gunwale molding  
65 gallon foamed-in aluminum gas tank  
Footrest storage box  
Molded-in aft baitwells with overboard drains  
Insulated engine box with built-in drink holders  
Bilge pump and blower  
Level foam flotation  
140 h.p. stern drive engine  
BIA approved lighting and ventilation



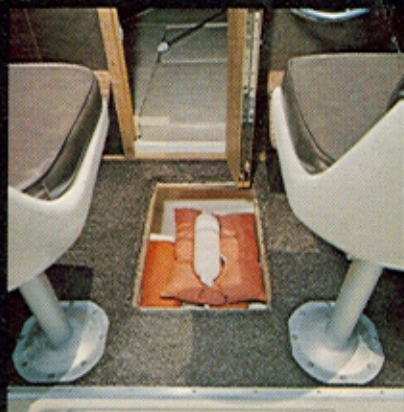


## 204-C Hatteras Overnighter

### 204-C Hatteras

#### Overnighter

Centerline length	20'4"
Beam amidships	96"
Transom height	20"
Transom width	94"
Gunwale length	21'10"
Hull draft	14"
Maximum h.p.	230 h.p.
Weight	2220 lbs.
<i>Weight and dimensions are approximate and may vary.</i>	



### Factory Options

Folding top and side curtains with boot  
Drop curtain  
Mooring cover  
Chair covers  
Windshield wiper  
Horn  
Marine head  
Chair gimbals  
Fold-out rod racks  
Bow lifting ring  
Flush mounted rod holders  
Cockpit lights  
Automatic bilge pump  
Foot outrigger kit  
Stern seat cushions and safety rails  
Steering cable connection kit/SS single  
Steering cable connection kit/SS dual  
Morse Mt. single binnacle control  
Morse Mt. dual binnacle controls

### Standard Features

Ventilating windshield with tempered glass  
Sliding side cabin windows  
Non-skid fiberglass cockpit floor  
Stainless steel steering wheel  
Twin outboard capability  
Pedestal chairs, swivel and sliding  
Drink holder at Helm station  
Self-bailing cockpit with two drains  
Vinyl covered foam bunk cushions  
Three large under bunk storage compartments  
Fiberglass cabin liner  
Cockpit floor storage compartment  
Cabin lamp  
Teak lockable cabin door  
Opening bulkhead with built-in drink holders  
Deluxe nylon cabin headliner  
Recessed non-skid walkway around entire cabin  
Bow rail  
Bow anchor locker with seat cushion

Custom marinium deck hardware  
Heavy-duty vinyl gunwale molding  
65 gallon foamed-in aluminum gas tank with electric gauge  
Footrest storage box  
Two removable aft baitwells  
Removable stern light  
Mechanical steering  
Level foam flotation  
BIA approved lighting and ventilation





## 204 Hatteras



### 204 Hatteras

Centerline length	20'4"
Beam amidships	96"
Transom height	20"
Transom width	94"
Gunwale length	21'10"
Hull draft	14"
Maximum h.p.	230 h.p.
Weight	1990 lbs.
<i>Weight and dimensions are approximate and may vary.</i>	

### Factory Options

Folding "Bimini" top and boot  
Side Curtains  
Casting platform sprayhood and boot  
Connector top to sprayhood  
Casting platform privacy curtain  
Console cover  
Chair covers  
Mooring cover  
Insulated fishbox seat with backrest in place of pedestal chairs  
Seat cover for optional fishbox seat  
Horn  
Marine head  
15 foot outrigger kit

Vertical rod storage holders (6 rods)  
Four flush mounted rod holders  
Steering cable connection kit/SS single  
Steering cable connection kit/SS dual  
Morse Mt. single binnacle control  
Morse Mt. dual binnacle controls  
Bow lifting ring  
Cockpit lights  
Chair gimbals  
Automatic bilge pump  
Stern seat cushions and safety rails

### Standard Features

Tinted windshield with hand rail  
Console with forward insulated ice box seat  
Two built-in drink holders in console  
Console storage compartment with lockable door  
Console radio box  
Stainless steel steering wheel  
Non-skid fiberglass cockpit floor  
Self-bailing cockpit with two drains  
Non-skid gunwale deck surface  
Gunwale step pads  
Pedestal chairs, swivel and sliding  
Bow storage compartment  
Forward compartment for storage or marine  
Two forward insulated fish boxes  
Raised casting platform  
Bow rail  
Custom marinium deck hardware





## Standard Features (Cont'd)

Heavy-duty vinyl gunwale molding  
Recessed rod storage compartments  
80 gallon foamed-in aluminum gas tank with electric gauge  
Two removable aft bait wells  
Removable stern light  
Twin outboard capability  
Mechanical steering  
Basic foam flotation  
BIA approved lighting and ventilation

1. Casting platform spray-hood and boot.
2. Folding Bimini top and boot.
3. Folding top with connector top to spray hood.
4. Removable aft bait well.
5. Console with forward insulated ice box seat.
6. Raised casting platform with bow anchor locker, bow storage compartment for storage or marine head and two insulated fish boxes.
7. High quality vinyl console and chair covers.
8. Recessed rod storage compartments (6 rods).
9. Center console with two built-in drink holders, stainless steel steering wheel, tinted windshield with hand rail, storage compartment with lockable door, radio box, Morse MT dual binnacle controls (optional) and insulated fishbox seat with back rest in place of pedestal chairs.
10. Vertical rod storage holder (6 rods).





## 201 Marlin

Designed by Bruce C



### 201 Marlin

Centerline length	19'8"
Beam amidships	96"
Transom height	44"
Transom width	92"
Gunwale length	21'1"
Hull draft	14"
Weight (w/140 h.p.)	2685 lbs.
<i>Weight and dimensions are approximate and may vary.</i>	

### Factory Options

- Top and side curtains with boot
- Aft curtain
- Mooring cover
- Jump seats
- Windshield wiper
- Horn
- Marine head
- Pedestal chair (companion), swivel and sliding
- Chair gimbals
- Bow lifting ring
- Aft deck fresh water sink
- Cockpit lights
- Stern swim ladder with fold-down extension
- Four flush mounted rod holders
- Automatic bilge pump
- 15 foot outrigger kit
- Engine options to 240 h.p.
- Chain pipe deck fitting

### Standard Features

- Full fiberglass liner
- Non-skid fiberglass cockpit floor
- Walk-thru tempered glass windshield with sliding forward hatch
- Vinyl covered foam bunk cushions
- Three large under bunk storage compartments
- Cabin shelves
- Bow compartment rope locker
- Deluxe nylon cabin headliner
- Cabin lamp
- Teak lockable cabin door
- Bow rail
- Custom marinium deck hardware
- Aluminum gunwale molding with heavy-duty vinyl insert
- Stainless steel steering wheel
- Instrument panel with tachometer, oil and temperature gauges, ampmeter, and electric gas gauge
- Pedestal chair, swivel and sliding

- Companion back-to-back sleeper seat
- Insulated icebox or storage compartment under helm'sman seat
- Molded-in storage tray with grab rail in front of companion seat
- Helm'sman and companion built-in drink holders
- Glove box with lock
- Removable fish well in cockpit floor
- Side storage shelves
- Rod racks, portside
- Aft molded recess for top storage
- Removable aft baitwells
- 48 gallon foamed-in aluminum gas tank
- Bilge pump and blower
- Insulated engine box with built-in drink holders
- Removable stern light
- Level foam flotation
- 140 h.p. stern drive engine
- BIA approved lighting and ventilation





Designed by Bruce Collier

## 200 Dolphin

### 200 Dolphin

Centerline length	19'8"
Beam amidships	96"
Transom height	20"
Transom width	92"
Gunwale length	21'1"
Hull draft	14"
Maximum h.p.	210 h.p.
Weight	2000 lbs.
Weight and dimensions are approximate and may vary.	



### Factory Options

Top and side curtains with boot  
Aft curtain  
Mooring cover  
Windshield wiper  
Horn  
Marine head  
Pedestal chair (companion), swivel and sliding  
Pedestal chair cover  
Chair gimbal  
Bow lifting ring  
Cockpit lights  
Swim ladder with fold-down extension  
Flush mounted rod holders  
Automatic bilge pump  
15 foot outrigger kit  
Chain Pipe Deck Fitting

### Standard Features

Full fiberglass liner  
Non-skid fiberglass cockpit floor  
Walk-thru tempered glass windshield with sliding forward hatch  
Vinyl covered foam bunk cushions  
Three large under bunk storage compartments  
Cabin shelves  
Bow compartment rope locker  
Deluxe nylon cabin headliner  
Cabin lamp  
Teak lockable cabin door  
Bow rail  
Custom marinium deck hardware  
Aluminum gunwale molding with heavy-duty vinyl insert  
Stainless steel steering wheel  
Pedestal chair, swivel and sliding  
Companion back-to-back sleeper seat

Insulated icebox or storage compartment under helm seat  
Molded-in storage tray with grab rail in front of companion seat  
Four built-in drink holders  
Glove box with lock  
Removable fish well in cockpit floor  
Side storage shelves  
Rod racks, portside  
Built-in jump seats  
Two aft under-seat storage compartments  
48 gallon foamed-in aluminum gas tank with electric gauge  
Mechanical steering  
Removable stern light  
Level foam flotation  
BIA approved lighting and ventilation





## 184 Rogue



### 184 Rogue

Centerline length	18'4"
Beam amidships	90"
Transom height	38"
Transom width	85"
Gunwale length	19'3"
Hull draft	14"
Weight (w/120 h.p.)	2260 lbs.
Weight and dimensions are approximate and may vary.	

### Factory Options

Top and side curtains with boot  
Aft curtain  
Bow cover  
Mooring cover  
Jump seats  
Windshield wiper  
Horn  
Cockpit lights  
Four flush mounted rod holders  
Automatic bilge pump  
Engine options to 240 h.p.

### Standard Features

Bow rails  
Bow seats with lockable ski storage below port side  
Insulated icebox below starboard side  
Full bow bolsters  
Aluminum gunwale molding with heavy-duty vinyl insert  
Walk-thru windshield with tempered glass  
Stainless steel steering wheel  
Glove box with lock  
Seven built-in drink holders  
Instrument panel with tachometer, oil and temperature gauges, ampmeter, and electric gas gauge  
Back-to-back sleeper seats  
Side storage shelves  
Deluxe vinyl interior

Fully padded deck coaming  
Easy-care all-weather carpeting  
30 gallon foamed-in aluminum gas tank  
Insulated fiberglass vinyl covered engine box  
120 h.p. stern drive engine  
Bilge pump and blower  
Stern rail  
Stern swim ladder with fold-down extension  
Removable stern light  
Level foam flotation  
BIA approved lighting and ventilation



**STANDARD ROGUE FEATURES:**

Hand layup fiberglass construction  
 Positive foam flotation  
 Walk-thru anodized aluminum windshield with tempered glass  
 Beautiful color-keyed vinyl interior with complementary carpeting  
 Custom woodgrain instrument panel with tachometer, oil and temperature gauges, ammeter and electric gas gauge  
 Glove box with lock  
 Back-to-back lounge seats  
 Large, molded-in bow seats with storage below  
 Thick, vinyl-covered bow cushions and padded back rests  
 Quilted, full-length side storage shelves  
 Combination stern rails and boarding ladder  
 Custom hardware and bow rails  
 Heavy-duty gunwale molding with vinyl insert  
 Bilge pump; bilge blower  
 24 gallon gas tank  
 Insulated engine box with built-in drink holders  
 Standard power unit — 120 h.p.  
 BIA approved lighting and ventilation

**FACTORY OPTIONS:**

Top and side curtains  
 Aft curtain  
 Bow cover  
 Mooring cover  
 Jump seats  
 Windshield wiper  
 Horn  
 Engine options to 245 h.p.

**SPECIFICATIONS:**

Centerline length	18'4"
Beam amidship	90"
Transom height	38"
Transome width	85"
Gunwale length	19'3"
Depth amidship	43"
Weight (approx.)	2,240 lbs.



# 184 ROGUE

The rakish Rogue is raring to go — with you and your crew on board. This G-W bow rider with a V-hull assures you top performance and a smooth ride . . . gives you safety and stability along with zip and maneuverability. The fast, soft ride makes this 18' inboard/outboard a joy to take out for carefree water sport. And her good looks will make you the envy of your boating friends — the Rogue looks as if she should cost a lot more than she actually does. Any way you look at her — or handle her — the Rogue is a performance-packed beauty.





# 192 ANGLER

Take off for a day of fishing in the Angler and ride soft and dry — even in choppy seas. Or take this comfortable deep V-hull inboard/outboard over the lake for a day of skiing and family fun. She's 19 feet of great performance and she's full of extra features to make your boating day more fun: two removable bait wells, an optional installed marine head, a 96" beam for more moving-around space and stability. Of course, the Angler is built for safety, too (like all G-W boats).

**STANDARD ANGLER FEATURES:**  
Hand layup fiberglass construction  
Positive foam flotation  
Anodized step-thru windshield with tempered glass  
Deluxe, color-keyed vinyl interior  
Custom instrument panel with tachometer, oil and temperature gauges, ammeter and electric gas gauge  
Glove box with lock  
Teak drink holders for both forward-facing seats  
Two removable bait wells (aft)  
Back-to-back lounge seats  
Quilted, full-length side storage shelves  
Gunwale mounted pads for safe boarding  
Custom hardware and bow rail  
Heavy-duty gunwale molding with vinyl insert  
Full, non-skid forward deck  
Bilge pump; bilge blower  
36 gallon gas tank  
Insulated engine box with built-in drink holders  
Standard power unit — 120 h.p.  
BIA approved lighting and ventilation

#### FACTORY OPTIONS:

Top and side curtains  
Aft curtains  
Mooring cover  
Pedestal seats  
Jump seats  
Windshield wiper  
Horn  
Installed marine head  
Engine options to 245 h.p.

#### SPECIFICATIONS:

Centerline length	19'1"
Beam amidship	96"
Transom height	43"
Transom width	85"
Gunwale length	20'9"
Depth amidship	42"
Weight (approx.)	2,360 lbs.







## 183 Adventurer

### 183 Adventurer

Centerline length	18'4"
Beam amidships	90"
Transom height	20"
Transom width	85"
Gunwale length	19'3"
Hull draft	12"
Maximum h.p.	170 h.p.
Weight	1450 lbs.
Weight and dimensions are approximate and may vary.	



### Factory Options

Top and side curtains with boot  
Aft curtain  
Bow cover  
Mooring cover  
Windshield wiper  
18 gallon aluminum gas tank with electric gauge  
Horn  
Cockpit lights  
Four flush mounted rod holders  
Automatic bilge pump

### Standard Features

Bow rails  
Bow seats with lockable ski storage below port side  
Insulated icebox below starboard side  
Full bow bolsters  
Aluminum gunwale molding with heavy-duty vinyl insert  
Walk-thru windshield with tempered glass  
Stainless steel steering wheel  
Glove box with lock  
Seven built-in drink holders  
Back-to-back sleeper seats  
Fully padded deck coaming

Deluxe vinyl interior  
Easy-care all-weather carpeting  
Side storage shelves  
Swing-up table with built-in drink holders  
Jump seats  
Removable stern light  
Stern swim ladder with fold-down extension  
Mechanical steering  
Level foam flotation  
BIA approved lighting and ventilation





## 174 Pacer

Centerline length  
Beam amidships  
Transom height  
Transom width  
Gunwale length  
Hull draft  
Weight (w/120 h.p.)  
Weight and dimensions are approximate  
and may vary.

16'10"

81"

20"

77"

17'10"

12"

125 h.p.

2100 lbs.



## 173 Sprint

Centerline length  
Beam amidships  
Transom height  
Transom width  
Gunwale length  
Hull draft  
Maximum h.p.  
Weight  
Weight and dimensions are approximate  
and may vary.

16'10"

81"

20"

77"

17'10"

12"

125 h.p.

2100 lbs.



## 175 Duke

Centerline length  
Beam amidships  
Transom height  
Transom width  
Gunwale length  
Hull draft  
Maximum h.p.  
Weight  
Weight and dimensions are approximate  
and may vary.

16'10"

81"

20"

77"

17'10"

12"

125 h.p.

1190 lbs.



### Factory Options

Top and side curtains with boot  
Aft curtain  
Bow cover  
Mooring cover  
Seats  
Wind wiper  
Cockpit lights  
Automatic bilge pump  
Engine options to 170 h.p.

### Standard Features

Bow rails  
Bow seats with storage below port side  
Insulated icebox below starboard side  
Full bow bolsters  
Aluminum gunwale molding with heavy-duty vinyl insert  
Walk-thru windshield with tempered glass  
Stainless steel steering wheel  
Glove box with lock  
Seven built-in drink holders  
Instrument panel with tachometer, oil and temperature gauges, ampmeter, and electric gas gauge  
Back-to-back sleeper seats  
Fully padded deck coaming  
Deluxe vinyl interior  
Easy-care all-weather carpeting  
Side storage shelves  
22 gallon foamed-in aluminum gas tank  
Bilge pump and blower  
Insulated fiberglass vinyl covered engine box  
Removable stern light

Stern swim ladder with fold-down extension  
120 h.p. stern drive engine  
Level foam flotation  
BIA approved lighting and ventilation



Back-to-back sleeper seats. Models 173, 174, 175

### Factory Options

Top and side curtains with boot  
Aft curtain  
Bow cover  
Mooring cover  
Windshield wiper  
18 gallon aluminum gas tank with electric gauge  
Horn  
Cockpit lights  
Automatic bilge pump

### Standard Features

Bow rails  
Bow seats with storage below port side  
Insulated icebox below starboard side  
Full bow bolsters  
Aluminum gunwale molding with heavy-duty vinyl insert  
Walk-thru windshield with tempered glass  
Stainless steel steering wheel  
Glove box with lock  
Seven built-in drink holders  
Back-to-back sleeper seats  
Fully padded deck coaming  
Deluxe vinyl interior  
Easy-care all-weather carpeting  
Side storage shelves  
Built-in jump seats with padded arm rests  
Removable stern light  
Stern swim ladder with fold-down extension  
Mechanical steering  
Level foam flotation  
BIA approved lighting and ventilation




Walk-thru windshield with tempered glass. Models 174 and 175.

### Factory Options

Top and side curtains with boot  
Aft curtain  
Mooring Cover  
Windshield Wiper  
Bow lifting ring  
18 gallon aluminum gas tank with electric gauge  
Horn  
Cockpit lights  
Automatic bilge pump

### Standard Features

Bow rails  
Non-skid deck area  
Aluminum gunwale molding with heavy-duty vinyl insert  
Step-thru windshield with tempered glass  
Stainless steel steering wheel  
Glove box with lock  
Five built-in drink holders  
Back-to-back sleeper seats  
Fully padded deck coaming  
Deluxe vinyl interior  
Easy-care all-weather carpeting  
Side storage shelves  
Built-in jump seats with padded arm rests  
Removable stern light  
Stern swim ladder with fold-down extension  
Mechanical steering  
Level foam flotation  
BIA approved lighting and ventilation



Jump Seats Models 173, 175





## 185 Challenger



### 185 Challenger

Centerline length	18'4"
Beam amidships	90"
Transom height	20"
Transom width	85"
Gunwale length	19'3"
Hull draft	12"
Maximum h.p.	170 h.p.
Weight	1390 lbs.
Weight and dimensions are approximate and may vary.	

### Factory Options

- Top and side curtains with boot
- Aft curtain
- Mooring cover
- Pedestal chairs
- Jump seats
- Windshield wiper
- Bow lifting ring
- Cockpit lights
- 18 gallon aluminum gas tank with electric gauge
- Horn
- Stern swim ladder with fold-down extension
- Four flush mounted rod holders
- Automatic bilge pump
- 15 foot outrigger kit

### Standard Features

- Bow rails
- Non-skid deck area
- Aluminum gunwale molding with heavy-duty vinyl insert
- Step-thru windshield with tempered glass
- Stainless steel steering wheel
- Glove box with lock
- Teak drink holders for both forward facing seats
- Back-to-back sleeper seats
- Side storage shelves
- Vinyl interior
- Non-skid vinyl floor covering
- Swing-up table with built-in drink holders
- Removable stern light
- Mechanical steering
- Level foam flotation
- BIA approved lighting and ventilation





1



2



3



4



5



6




12



7



8



9



10



11

## Factory Options:

### CANVAS OPTIONS

High quality vinyl with corrosion resistant supporting bows. Fitted individually to each boat.

1. Top, side and aft curtain with bow cover.  
Models 173, 174, 183, 184
2. Top, side and aft curtain.  
Models 175, 185, 192, 200, 201
3. Vista top and side curtains.  
Models 204-C, 205, 212 and 254. Models 204-C, 205 and 254 also available with drop curtains. Model 212 available with aft curtain.
4. Top, side and aft curtain.  
Model 212-C
5. Mooring cover. Covers and protects the entire deck and interior of the boat.
6. Installed marine head. (Cabin application pictured).  
Models 254, 212, 212-C, 204, 204-C, 205, 201, 200.
7. Rear seat cushions with safety rails.  
Models 204, 204-C
8. Stylish jump seats.  
Models 174, 184, 185, 192, 205, 201, 212
9. Fold out rod racks with storage for six rods.  
Models 204-C, 205
10. Binnacle Controls  
Models 254, 204-C, 204
11. Chain pipe deck fitting  
Models 254, 212, 201, 200
12. Fresh water sink, located in place of bait well in aft deck, with overboard drain. Three gallon portable tank under sink. Hand pump.  
Models 201, 205, 212, 212-C

All prices and specifications subject to change. Grady-White Boats, Inc. reserves the right to discontinue models or change prices, specifications, materials, equipment, color or design at any time without notice and without incurring obligation.





# GRADY-WHITE

Grady-White Boats, Inc. • P.O. Box 1527 • Greenville, North Carolina 27834

Visit your Grady-White dealer.